











## PROFILES

SEALS AND SEMI-FINISHED PRODUCTS

pages 4   5		Piston Seals
pages 5   6		Rod Seals
page 7		Wiper/Scraper Rings
page 8		Guide Bands / Guide Tapes
pages 8   9		Rotary Seals
page 9		O-rings / X-rings Static Seals Back Up Rings
page 11		Machined Seals Individual Solutions Turning – Drilling – Milling
pages 11   22		Construction Parts Special Parts
page 23		Installation Tools O-ring Assembly Tools
page 24		Material Overview Material Hornbook

- Standard Seals

**pages 4–10**

## Index

- Machined Seals
- Individual Solutions
- Construction Parts
- Installation Tools
- Material Overview/Material Hornbook

**pages 11–23**


















Please find the exact limitations of use and technical data of the above listed sealing types in our main catalog or our datasheets which you may ask for under phone number +49 (0) 8234/9671-0. All limitations of use and technical data mentioned in this catalog are non-binding reference values which may be exceeded or underrun. The liability in a precise case of operation is excluded. We will be glad to advise you for special applications.

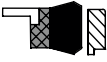



Please note our general terms and conditions under:  
[www.sealconcept.com/en/GTC](http://www.sealconcept.com/en/GTC) (General Terms & Conditions of Sale and Supply). We take these as a basis for our consignments. Subject to errors and misprints.












The indications given in this catalog are based on the findings gathered through experience over the years in the production and application of sealing components. Despite this experience, unknown factors may considerably restrict the general statements in practical use.

*All rights reserved by Seal Concept GmbH. Extracts may only be taken with permission. Subject to modifications and amendments without prior notice. This edition supersedes all prior documents. Subject to misprints and technical changes.*












Piston Seals						
Profile	Type	Standard Material	Pressure (bar)	Temperature (°C)	Sliding Speed (m/sec)	Description
	KKD [KGD]	NBR TPC Polyacetal	400	-40 to 110	0.5	double-acting piston seal, 5-piece
	KD2	NBR Polyester elastomer Polyacetal	700	-30 to 110	0.5	double-acting piston seal, 5-piece
	KD3	NBR Fabric Polyacetal	500	-30 to 110	0.5	double-acting piston seal, 3-piece
	KD4	NBR Fabric Polyacetal	350	-30 to 110	0.8	double-acting piston seal, 3-piece
	KD6	Polyurethane NBR Polyacetal	400	-30 to 110	0.6	compact piston seal, 4-piece
	KD8 [KHD]	PTFE Compound NBR Polyacetal	400	-30 to 110	1.5	compact piston seal, 4-piece
	NPS	PTFE Compound O-Ring NBR / FKM	800	-30 to 110 -30 to 200	15	double-acting piston seal, 2-piece
	KSO	PTFE Compound O-Ring NBR / FKM X-Ring NBR / FKM	400	-30 to 200	2	double-acting piston seal, 3-piece
	KSO2	PTFE Compound O-Ring NBR / FKM X-Ring NBR / FKM	600	-30 to 200	3	double-acting piston seal, 4-piece
	NPR	PTFE Compound O-Ring NBR / FKM	800	-30 to 110	15	single-acting piston seal, 2-piece
	NPW [KPD]	Polyurethane O-Ring NBR	400	-30 to 100	0.5	double-acting piston seal, 2-piece
	KD9 [KHT]	Polyester NBR	500	-30 to 140	0.5	double-acting piston seal, 2-piece
	NPQ [KPR]	Polyurethane Ring NBR	400	-30 to 100	0.5	double-acting piston seal, 2-piece
	KE1 [KD]	Polyurethane	400	-40 to 100	0.5	single-acting piston seal with asymmetric lip shape
	KE1/S [KDA]	Polyurethane Polyacetal	450	-40 to 100	0.5	single-acting piston seal with asymmetric lip shape and back-up ring
	KE2 [KDF]	Polyurethane Polyacetal	400	-40 to 100	0.5	single-acting piston seal with guide ring
	KE3	NBR Fabric Polyacetal Back-up Ring	700	-30 to 110	0.5	single-acting piston seal, 2-piece

Piston Seals						
Profile	Type	Standard Material	Pressure (bar)	Temperature (°C)	Sliding Speed (m/sec)	Description
	KE5	NBR Fabric Polyacetal Support/Retaining and Guide Ring	450	-30 to 110	0.5	single-acting piston seal, 2-piece with support/retaining and guide ring
	KE6	NBR Fabric	700	-30 to 110	0.5	single-acting piston seal, 2-piece
	VP3	NBR Fabric FKM Fabric	400	-30 to 110 -30 to 140	0.5	single-acting piston seal, 3-piece, chevron-type seal
	VP4	NBR Fabric FKM Fabric	400	-30 to 110 -30 to 140	0.5	single-acting piston seal, 4-piece, chevron-type seal

















Rod Seals						
Profile	Type	Standard Material	Pressure (bar)	Temperature (°C)	Sliding Speed (m/sec)	Description
	T1	NBR Fabric FKM	250	-30 to 110 -30 to 140	0.5	Rod seal compact design
	T2	NBR Fabric Polyacetal FKM / PGM	450	-30 to 110 -30 to 140	0.5	Rod seal compact design with anti-extrusion ring
	T3	NBR Fabric FKM	250	-30 to 110 -30 to 140	0.5	Rod seal, compact groove ring
	T4 [SGA]	NBR Fabric Polyester elastomer	700	-30 to 100	0.5	Rod seal, 2-piece with back-up ring
	VP5	NBR Fabric/NBR FKM Fabric/FKM	400	-30 to 110 -30 to 140	0.5	Rod seal, 5-piece with chevron-type seal
	VP6	NBR Fabric/NBR FKM Fabric/FKM	400	-30 to 110 -30 to 140	0.5	Rod seal, 6-piece with chevron-type seal
	VP7	NBR Fabric/NBR FKM Fabric/FKM	400	-30 to 110 -30 to 140	0.5	Rod seal, 7-piece with chevron-type seal
	T7 [S]	Polyurethane	400	-40 to 100	0.5	Rod seal, compact groove ring
	T7/L [SD]	Polyurethane	400	-40 to 100	0.5	Rod seal, compact groove ring with secondary lip
	T7/LS [SDA]	Polyurethane Polyacetal	450	-40 to 100	0.5	Rod seal, compact groove ring with secondary lip and anti-extrusion ring
	T10 A10	Polyurethane	400	-40 to 100	0.5	Groov ring with asymmetric lip shape

## Rod Seals









Profile	Type	Standard Material	Pressure (bar)	Temperature (°C)	Sliding Speed (m/sec)	Description
	T10/L A10/L	Polyurethane	400	-40 to 100	0.5	Groove ring with asymmetric lip shape and sec. lip
	T10/LS [ADA]	Polyurethane Polyacetal	450	-40 to 100	0.5	Groove ring with asymmetric lip shape, sec. lip and back-up ring
	T11 UP	Polyurethane	400	-40 to 100	0.5	Groove ring with symmetric lip shape
	SDAN	Polyurethane O-Ring NBR Polyacetal	500	-40 to 100	0.5	Groove ring with symmetric lip shape, back-up ring and O-ring
	UPN	Polyurethane O-Ring NBR	400	-40 to 100	0.5	Groove ring with symmetric lip shape and O-ring
	*T16	Polyurethane Polyacetal	700	-40 to 100	0,5	Groove ring with asymmetric lip shape and back-up ring
	NCR	PTFE Compound O-Ring NBR / FKM	800	-30 to 110 -30 to 200	15	single-acting rod seal, 2-piece
	SE9 [SHT]	Polyester O-Ring NBR	500	-30 to 140	0.5	single-acting rod seal, 2-piece
	NCS	PTFE Compound O-Ring NBR / FKM	800	-30 to 110 -30 to 200	15	double-acting rod seal, 2-piece

\*T16: up to 4,2 groove width without backing (-250 bar), from groove width 6,3 with backing (-700 bar).










Wiper/Scraper Rings						
Profile	Type	Standard Material	Pressure (bar)	Temperature (°C)	Sliding Speed (m/sec)	Description
	W1 [SAF]	Polyurethane Polyester elastomer NBR / FKM	-	-40 to 100 -30 to 200	1	Wiper/Scraper ring, single-acting
	W11 [SA-SAP]	Polyurethane Polyester	-	-40 to 100	1	Wiper/Scraper ring, single-acting
	WA1 [SAA]	Polyurethane	-	-40 to 100	1	Outer wiper/scraper ring, single-acting
	W2 [SAG]	Polyurethane NBR FKM	-	-40 to 100 -30 to 200	1	Wiper/Scraper ring, single-acting
	W2S [SAC]	Polyurethane	-	-40 to 100	1	Wiper/Scraper ring for rough conditions, single-acting
	W3 [SAB]	Polyurethane	-	-40 to 100	1	Wiper/Scraper ring, double-acting
	W9 SAD	Polyurethane NBR FKM	-	-40 to 100 -30 to 200	1	Wiper/Scraper ring, double-acting
	W3M	Polyurethane Metal cage	-	-30 to 100	1	Wiper/Scraper ring, double-acting with metal cage
	W4	Polyurethane FKM / NBR Metal cage	-	-30 to 110 -30 to 200	1	Wiper/Scraper ring, single-acting with metal cage
	W4K	Polyurethane Metal cage	-	-30 to 110	1	Wiper/Scraper ring, single-acting with metal cage
	W5	NBR FKM Metal reinforcement	-	-30 to 110 -30 to 200	1	Wiper/Scraper ring, single-acting with integral metal reinforcement
	W6	PTFE Compound O-Ring NBR / FKM	-	-30 to 110 -30 to 200	15	Wiper/Scraper ring, double-acting
	W7	PTFE Compound O-Ring NBR / FKM	-	-30 to 110 -30 to 200	15	Wiper/Scraper ring, single-acting
	W8	PTFE Compound O-Ring NBR / FKM	-	-30 to 110 -30 to 200	15	Wiper/Scraper ring, double-acting
	W10	PTFE Compound Metal wiper rings Metal cage	-	-60 to 200	15	Metal/ice wiper/scraper ring with metal cage, metal wiper rings and support ring
	W12 [SAW]	Polyamide	-	-30 to 120	1	Wiper/Scraper ring, single-acting








## Guide Bands / Guide Components



Profile	Type	Standard Material	Compressive strength (N/mm <sup>2</sup> )	Temperature (°C)	Sliding Speed (m/sec)	Description
	FR	Polyacetal with glass fiber	20-40	-40 to 100	0.8	Guide ring for piston and rod
	FRS	Polyacetal with glass fiber	20-40	-40 to 100	0.8	Guide ring for piston, rod and plunger cylinder
	FHG	Cotton fabric Phenolic resin	310	-40 to 130	1	Guide ring for piston and rod
	FHM	Synthetic fiber with bonded PTFE and epoxy resin	340	-40 to 130	1	Guide ring modified for piston and rod
	FIL	Polyacetal with glass fiber	20-40	-40 to 100	0.8	Guide ring for rod
	FIT	Polyacetal with glass fiber	20-40	-40 to 100	0.8	Guide ring for rod
	FB	PTFE Compound PTFE Carbon PTFE Bronze	5-25	-80 to 200	15	PTFE guide band for piston and rod, cut to length
	FHCB FHOB	Synthetic fiber Polyester resin	345	-40 to 130	1	Fabric guide band for piston and rod, cut to length







## Rotary Seals




Profile	Type	Standard Material	Pressure (bar)	Temperature (°C)	Sliding Speed (m/sec)	Description
	NPG	PTFE Compound O-Ring NBR / FKM	300	-30 to 110 -30 to 200	2	External rotary seal, double-acting
	NCG	PTFE Compound O-Ring NBR / FKM	300	-30 to 110 -30 to 200	2	Internal rotary seal, double-acting
	VA	NBR FKM	-	-30 to 110 -30 to 200	12	V-rings, axially acting for shaft and bearing
	VS	NBR FKM	-	-30 to 110 -30 to 200	12	V-rings, axially acting for shaft and bearing
	VL	NBR FKM	-	-30 to 110 -30 to 200	12	V-rings, axially acting for shaft and bearing
	DV	Polyurethane	-	-40 to 100	-	V-ring
	A	NBR FKM	0.5	-30 to 110 -30 to 200	12	Rotary shaft seal, standard shape A, DIN 3760





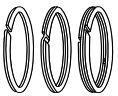




Rotary Seals						
Profile	Type	Standard Material	Pressure (bar)	Temperature (°C)	Sliding Speed (m/sec)	Description
	AV	NBR FKM	8	-30 to 110 -30 to 200	12	Rotary shaft seal, standard shape A, DIN 3760
	AS	NBR FKM	0.5	-30 to 110 -30 to 200	12	Rotary shaft seal, standard shape A, DIN 3760 with dust lip
	ASV	NBR FKM	8	-30 to 110 -30 to 200	12	Rotary shaft seal, standard shape A, DIN 3760 with dust lip
	B	NBR FKM	0.5	-30 to 110 -30 to 200	12	Rotary shaft seal, standard shape B, DIN 3760
	BS	NBR FKM	0.5	-30 to 110 -30 to 200	12	Rotary shaft seal, standard shape B, DIN 3760 with dust lip
	C	NBR FKM	0.5	-30 to 110 -30 to 200	12	Rotary shaft seal, standard shape C, DIN 3760
	CS	NBR FKM	0.5	-30 to 110 -30 to 200	12	Rotary shaft seal, standard shape C, DIN 3760 with dust lip

Static Seals						
Profile	Type	Standard Material	Pressure (bar)	Temperature (°C)	Sliding Speed (m/sec)	Description
	OP	Polyurethane	500	-40 to 100	static	Alternative to combinations of O-rings/ back-up rings available in 3 versions
	PFS	Polyurethane	500	-40 to 100	static	Flange seal for SAE flanges

O-Rings / X-Rings / Profile Rings			
Profile	Standard Material	Profiles	Standard Material
	NBR 70 / 80 / 90° Shore A FKM / EPDM / Silicone / Polyurethane		Round cord yard goods NBR / FKM / EPDM / Silicone
	PTFE O-rings		O-rings, FDA approved
	NBR 60 / 70 / 80° Shore A FKM / Polyurethane / PTFE		NBR 80° Shore A FKM / EPDM / Silicone coated


Back-up Rings			
Profile	Type	Standard Material	Version
	BRE	Polyester elastomer Polyurethane PTFE	endless for metric/inch size O-rings
	BRK	NBR	concave, endless/split
	BRG	PTFE	split

Special Parts			
Profile	Standard Material	Profile	Standard Material
	Screw packing NBR / FKM		Piston and rod seal PTFE compound with metal spring
	Screw packing, self-centering NBR / FKM		Single-acting shaft seal PTFE compound with metal spring
	Spring steel metal rings gap seal 15-1300 mm		machined seals and special seals from our own fabrication

Tools		
	An overview of the individual tools can be found on page	<b>23</b>

Construction Parts / Semi-finished Products
Plastic construction and profile parts, elastomer shapes, D-rings according to ISO 2852, SMS and clamp seals as well as further sealing elements according to drawings and samples are available on request.
Nearly all sealing types made of conventional materials are also available as machined/turned parts within short lead-times (pages 13-24).
Semi-finished products of PTFE, NBR, FKM, MVQ, EPDM, polyurethane, POM, PA, glass/MoS <sub>2</sub> filled materials, FDA qualities as well as bronze and carbon filled PTFE materials are available on request.

**As a problem solver  
in the sealing sector, we are  
taking matters into our own  
hands and "machine" your  
suitable solution.**



- Machined Seals
- Individual Solutions
- Construction Parts
- Installation Tools
- Material Overview/Material Hornbook

The seal geometries contained in this profile overview are standard profiles.

Due to of our special manufacturing technology we are able to provide a swift, customized sealing solution, even for extraordinary applications.





All seals up to 720 mm external diameter are available at short notice. Larger sizes up to 2,000 mm external diameter are available on request.















In addition, all profiles can be adapted to your particular operating conditions.



Should you have any questions, please do not hesitate to contact our application engineers.


**Attention:**












The given application parameters are maximum values of single material combinations. These should not be utilized simultaneously.






Piston Seals					
Profile	Type	Standard Material	Pressure (bar)	Temperature (°C)	Sliding Speed (m/sec)
	PS01	PU NBR FKM	400 160 160	-30 to 105 -25 to 100 -20 to 210	0.5
	PS01A	PU NBR FKM	25	-30 to 105 -25 to 100 -20 to 210	1
	PS01B	PU NBR FKM	400 160 160	-30 to 105 -25 to 100 -20 to 210	0.5
	PS01C	PU NBR FKM	400 160 160	-30 to 105 -25 to 100 -20 to 210	0.5
	PS02	PU/POM NBR/POM FKM/PGM	160	-30 to 100 -25 to 100 -20 to 210	0.5
	PS02A	PU/POM NBR/POM FKM/PGM	160	-30 to 100 -25 to 100 -20 to 210	0.5
	PS03	PU/NBR	400	-25 to 100	0.5
	PS04	PU/NBR/POM	700	-25 to 100	0.5
	PS05	NBR	25	-25 to 100	1
	PS08	PU/NBR PB, PK, PGM, PT, PEK/NBR PB, PK, PGM, PT, PEK/FKM	400 800 800	-25 to 100 -25 to 100 -20 to 210	1 15
	PS08A	PU/NBR PB, PK, PGM, PT, PEK/NBR PB, PK, PGM, PT, PEK/FKM	400 800 800	-25 to 100 -25 to 100 -20 to 210	1 15
	PS08B	PU/NBR PB, PK, PGM, PT, PEK/NBR PB, PK, PGM, PT, PEK/FKM	400 800 800	-25 to 100 -25 to 100 -20 to 210	1 15
	PS08C	PU/NBR PB, PK, PGM, PT, PEK/NBR PB, PK, PGM, PT, PEK/FKM	400 800 800	-25 to 100 -25 to 100 -20 to 210	2
	PS08D	PU/NBR PB, PK, PGM, PT, PEK/NBR PB, PK, PGM, PT, PEK/FKM	400 800 800	-25 to 100 -25 to 100 -20 to 210	2
	PS08E	PU/NBR PB, PK, PGM, PT, PEK/NBR PB, PK, PGM, PT, PEK/FKM	400 800 800	-25 to 100 -25 to 100 -20 to 210	1 15
	PS08F	PU/NBR PB, PK, PGM, PT, PEK/NBR PB, PK, PGM, PT, PEK/FKM	400 800 800	-25 to 100 -25 to 100 -20 to 210	1 15
	PS81	PU/NBR PB, PK, PGM, PT, PEK/NBR PB, PK, PGM, PT, PEK/FKM	400 800 800	-25 to 100 -25 to 100 -20 to 210	1 15
	PS81B	PU/NBR PB, PK, PGM, PT, PEK/NBR PB, PK, PGM, PT, PEK/FKM	400 800 800	-25 to 100 -25 to 100 -20 to 210	1 15

<b>Piston Seals</b>					
Profile	Type	Standard Material	Pressure (bar)	Temperature (°C)	Sliding Speed (m/sec)
	PS81C	PU/NBR	400	-25 to 100	0.5
	PS09	PU/NBR/POM	400	-25 to 100	0.5
	PS09A	NBR/POM	400	-25 to 100	0.5
	PS16	NBR	160	-25 to 100	0.5
	PS16A	NBR	160	-25 to 100	0.5
	PS17	PU/POM NBR/POM	400 250	-25 to 100	0.5
	PS17A	PU/POM NBR/POM	400 250	-25 to 100	0.5
	PS17B	PU/POM NBR/POM	400 250	-25 to 100	0.5
	PS19	PGM / 1.4310	160	-200 to 260	15
	PS19A	PGM / 1.4310	160	-200 to 260	15
	PS20	PU/POM NBR/POM	700	-25 to 100	0.5
	PS23	PU/NBR/POM	400	-25 to 100	0.5
	PS35	PU NBR	400	-30 to 105	0.4
	PS35A	PU NBR	400	-30 to 105	0.4

<b>Rod Seals</b>					
Profile	Type	Standard Material	Pressure (bar)	Temperature (°C)	Sliding Speed (m/sec)
	RS01	PU NBR FKM	400 160 160	-30 to 105 -25 to 100 -20 to 210	0.5
	RS01A	PU NBR FKM	25	-30 to 105 -25 to 100 -20 to 210	1



















Rod Seals					
Profile	Type	Standard Material	Pressure (bar)	Temperature (°C)	Sliding Speed (m/sec)
	RS01B	PU NBR FKM	400 160 160	-30 to 105 -25 to 100 -20 to 210	0.5
	RS01C	PU NBR FKM	400 160 160	-30 to 105 -25 to 100 -20 to 210	0.5
	RS02	PU/POM NBR/POM FKM/PGM	700 250 250	-30 to 100 -25 to 100 -20 to 210	0.5
	RS02A	PU/POM NBR/POM FKM/PGM	700 250 250	-30 to 100 -25 to 100 -20 to 210	0.5
	RS02B	PU/POM NBR/POM FKM/PGM	700 250 250	-30 to 100 -25 to 100 -20 to 210	0.5
	RS03	PU/NBR	400	-25 to 100	0.5
	RS04	PU/NBR/POM	700	-25 to 100	0.5
	RS05	PU NBR FKM	400 160 160	-30 to 105 -25 to 100 -20 to 210	0.5
	RS05A	PU NBR FKM	400 160 160	-30 to 105 -25 to 100 -20 to 210	0.5
	RS08	PU NBR	400 160	-30 to 105 -25 to 100	0.3
	RS09	PU/NBR PB, PK, PGM, PT, PEK/NBR PB, PK, PGM, PT, PEK/FKM	400 800 800	-25 to 100 -25 to 100 -20 to 210	1 15
	RS09A	PU/NBR PB, PK, PGM, PT, PEK/NBR PB, PK, PGM, PT, PEK/FKM	400 800 800	-25 to 100 -25 to 100 -20 to 210	1 15
	RS09B	PU/NBR PB, PK, PGM, PT, PEK/NBR PB, PK, PGM, PT, PEK/FKM	400 800 800	-25 to 100 -25 to 100 -20 to 210	1 15
	RS91	PU/NBR PB, PK, PGM, PT, PEK/NBR PB, PK, PGM, PT, PEK/FKM	400 800 800	-25 to 100 -25 to 100 -20 to 210	1 15
	RS91B	PU/NBR PB, PK, PGM, PT, PEK/NBR PB, PK, PGM, PT, PEK/FKM	400 800 800	-25 to 100 -25 to 100 -20 to 210	1 15
	RS16	NBR	160	-25 to 100	0.5
	RS17	PU	400	-30 to 105	0.5
	RS17A	PU/POM	700	-30 to 100	0.5


Rod Seals					
Profile	Type	Standard Material	Pressure (bar)	Temperature (°C)	Sliding Speed (m/sec)
	RS17B	PU/NBR	400	-25 to 100	0.5
	RS17C	PU/NBR/POM	700	-25 to 100	0.5
	RS17D	PU NBR	400 160	-30 to 105 -25 to 100	0.3
	RS17E	PU/POM	400	-25 to 100	0.3
	RS19	PGM / 1.4310	160	-200 to 260	15
	RS19A	PGM / 1.4310	150	-200 to 260	2
	RS20	PU/POM NBR/POM	700	-25 to 100	0.5
	RS31	PU/POM	500 250 250	-30 to 100 -25 to 100 -20 to 210	0.5
	RS35	PU	400	-30 to 105	0.5
	RS91	PU/NBR PB, PK, PGM, PT, PEK/NBR PB, PK, PGM, PT, PEK/FKM	400 800 800	-25 to 100 -25 to 100 -20 to 210	1 10
	RS91B	PU/NBR PB, PK, PGM, PT, PEK/NBR PB, PK, PGM, PT, PEK/FKM	400 800 800	-25 to 100 -25 to 100 -20 to 210	1 10













Symmetric Seals					
Profile	Type	Standard Material	Pressure (bar)	Temperature (°C)	Sliding Speed (m/sec)
	PRS06	PU NBR	400 160	-30 to 105 -25 to 100	0.5
	PRS06A	PU NBR	400 160	-30 to 105 -25 to 100	0.5
	PRS06B	PU NBR	400 160	-30 to 105 -25 to 100	0.5
	PRS06C	PU NBR	400 160	-30 to 105 -25 to 100	0.5
	PRS06D	PU NBR	400 160	-30 to 105 -25 to 100	0.5


Symmetric Seals					
Profile	Type	Standard Material	Pressure (bar)	Temperature (°C)	Sliding Speed (m/sec)
	PRS06E	PU NBR	400 160	-30 to 105 -25 to 100	0.5
	PRS07	PU/NBR	400	-25 to 100	0.5
	PRS10-12	PU/POM NBR/POM FKM/PGM	500 250 250	-30 to 100 -25 to 100 -20 to 210	0.5
	PRS 10 SP	POM PGM			
	PRS-11 SP	PU NBR FKM			
	PRS-12 SP	POM PGM			
	PRS13-15	PU/POM NBR/POM FKM/PGM	500 250 250	-30 to 100 -25 to 100 -20 to 210	0.5
	PRS13	POM PGM			
	PRS14	PU NBR FKM			
	PRS15	POM PGM			
	PRS18	PU/NBR	400	-25 to 100	0.5
	PRS19	PGM/1.4310	160	-200 to 260	5
	PRS19B	PGM/1.4310	160	-200 to 260	5
	PRS19C	PGM/1.4310	160	-200 to 260	5
	PRS19D	PGM/1.4310	160	-200 to 260	5
	PRS22	PU/POM NBR/POM FKM/PGM	400 160 160	-30 to 100 -25 to 100 -20 to 210	0.5



























Wiper/Scraper Rings					
Profile	Type	Standard Material	Pressure (bar)	Temperature (°C)	Sliding Speed (m/sec)
	WR01	PU NBR FKM	-	-30 to 105 -25 to 100 -20 to 210	1
	WR01A	PU NBR FKM	-	-30 to 105 -25 to 100 -20 to 210	1
	WR02	PU NBR FKM	-	-30 to 105 -25 to 100 -20 to 210	1
	WR02A	PU NBR FKM	-	-30 to 105 -25 to 100 -20 to 210	1
	WR02B	PU NBR FKM	-	-30 to 105 -25 to 100 -20 to 210	1
	WR02C	PU NBR FKM	-	-30 to 105 -25 to 100 -20 to 210	1
	WR03	PU/POM NBR/POM FKM/PGM	-	-30 to 100 -25 to 100 -20 to 210	1
	WR04	PU NBR FKM	-	-30 to 105 -25 to 100 -20 to 210	1
	WR07	PU POM	-	-30 to 105 -30 to 100	1
	WR08	PU POM	-	-30 to 105 -30 to 100	1
	WR11	PU NBR FKM	-	-30 to 105 -25 to 100 -20 to 210	1
	WR12	PU NBR FKM	-	-30 to 105 -25 to 100 -20 to 210	1
	WR13	PB, PK, PGM, PT, PEK/NBR PB, PK, PGM, PT, PEK/FKM	-	-25 to 100 -20 to 210	15
	WR13E2	PB, PK, PGM, PT, PEK/NBR PB, PK, PGM, PT, PEK/FKM	-	-25 to 100 -20 to 210	15
	WR14	PB, PK, PGM, PT, PEK/NBR PB, PK, PGM, PT, PEK/FKM	-	-25 to 100 -20 to 210	15
	WR15	PB, PK, PGM, PT, PEK/NBR PB, PK, PGM, PT, PEK/FKM	-	-25 to 100 -20 to 210	15
	WR16	PB, PK, PGM, PT, PEK/NBR PB, PK, PGM, PT, PEK/FKM	-	-25 to 100 -20 to 210	1
	WR17	PU NBR FKM	-	-30 to 105 -25 to 100 -20 to 210	1

Wiper/Scraper Rings					
Profile	Type	Standard Material	Pressure (bar)	Temperature (°C)	Sliding Speed (m/sec)
	WR18	PU NBR FKM	-	-30 to 105 -25 to 100 -20 to 210	1




O-Rings / X-Rings and Flange Seals					
Profile	Type	Standard Material	Pressure (bar)	Temperature (°C)	Sliding Speed (m/sec)
	OR	PU NBR FKM	600 160 160	-30 to 105 -25 to 100 -20 to 210	-
	OR-H	PU NBR FKM	600 160 160	-30 to 105 -25 to 100 -20 to 210	-
	OR-V	PU NBR FKM	600 160 160	-30 to 105 -25 to 100 -20 to 210	-
	QR01	PU NBR FKM	600 160 160	-30 to 105 -25 to 100 -20 to 210	-
	QR02	PU NBR FKM	600 160 160	-30 to 105 -25 to 100 -20 to 210	-
	FL01A	PU FKM EPDM	400 250 250	-30 to 100 -20 to 210 -50 to 130	-
	FL02B	PU FKM EPDM	400 250 250	-30 to 100 -20 to 210 -50 to 130	-
	FL03	PU FKM EPDM	400 250 250	-30 to 100 -20 to 210 -50 to 130	-
	FL06	PGM/1.4310	160	-200 to 260	5
	FL07	PGM/1.4310	160	-200 to 260	5
	FL08	PGM/1.4310	160	-200 to 260	5
	SCOP	PU	500	-30 to 105	-

Rotary Seals					
Profile	Type	Standard Material	Pressure (bar)	Temperature (°C)	Sliding Speed (m/sec)
	OS01A	PU/POM/1.4310 NBR/POM/1.4310 FKM/PGM/1.4310	0.5 0.5 0.5	-30 to 100 -25 to 100 -20 to 210	5 10 15

Rotary Seals					
Profile	Type	Standard Material	Pressure (bar)	Temperature (°C)	Sliding Speed (m/sec)
	OS02A	PU/POM/1.4310 NBR/POM/1.4310 FKM/PGM/1.4310	0.5 0.5 0.5	-30 to 100 -25 to 100 -20 to 210	5 10 15
	OS03A	PU/1.4310 NBR/1.4310 FKM/1.4310	0.5 0.5 0.5	-30 to 100 -25 to 100 -20 to 210	5 10 15
	OS08	PU NBR	-	-30 to 105 -25 to 100	5 10
	OS08A	PU NBR	-	-30 to 105 -25 to 100	5 10
	R03	PU NBR/POM	400 250	-30 to 100 -25 to 100	0.2 0.2
	R04	PU NBR	160 100	-30 to 105 -25 to 100	0.2 0.2
	R04A	PU NBR	160 100	-30 to 105 -25 to 100	0.2 0.2
	R05	PU NBR	160 100	-30 to 105 -25 to 100	0.2 0.2
	R05A	PU NBR	160 100	-30 to 105 -25 to 100	0.2 0.2
	VR06	NBR FKM	-	-25 to 100 -20 to 210	25
	VR07	NBR FKM	-	-25 to 100 -20 to 210	25
	R08	PB, PK, PGM, PT, PEK/NBR PB, PK, PGM, PT, PEK/FKM	350	-25 to 100 -20 to 210	0.4
	R08D	PB, PK, PGM, PT, PEK/NBR PB, PK, PGM, PT, PEK/FKM	350	-25 to 100 -20 to 210	0.4
	R09	PB, PK, PGM, PT, PEK/NBR PB, PK, PGM, PT, PEK/FKM	350	-25 to 100 -20 to 210	0.4
	R09A	PB, PK, PGM, PT, PEK/NBR PB, PK, PGM, PT, PEK/FKM	350	-25 to 100 -20 to 210	0.4
	R10	PB, PK, PGM, PT, PEK/NBR PB, PK, PGM, PT, PEK/FKM	350	-25 to 100 -20 to 210	0.4
	R10A	PB, PK, PGM, PT, PEK/NBR PB, PK, PGM, PT, PEK/FKM	350	-25 to 100 -20 to 210	0.4

<b>Rotary Seals</b>					
Profile	Type	Standard Material	Pressure (bar)	Temperature (°C)	Sliding Speed (m/sec)
	R11	PB, PK, PGM, PT, PEK/NBR PB, PK, PGM, PT, PEK/FKM	350	-25 to 100 -20 to 210	0.4
	R11D	PB, PK, PGM, PT, PEK/NBR PB, PK, PGM, PT, PEK/FKM	350	-25 to 100 -20 to 210	0.4
	R35A	PU	400	-30 to 105	0.5
	R35B	PU	400	-30 to 105	0.5
	R33*	PTFE/TFM Compounds	6.0	-60 to 200	25
	R33A*	PTFE/TFM Compounds	6.0	-60 to 200	25
	R33B*	PTFE/TFM Compounds	6.0	-60 to 200	25
	R33C*	PTFE/TFM Compounds	6.0	-60 to 200	25
	R33D*	PTFE/TFM Compounds	6.0	-60 to 200	25
	R33E*	PTFE/TFM Compounds	6.0	-60 to 200	25
	R33F*	PTFE/TFM Compounds	6.0	-60 to 200	25
	R33G*	PTFE/TFM Compounds	30	-60 to 200	25

\*In detail, depending on the material combination of the sealing components, \*R35A for pressure from inside, R35B for pressure from outside













<b>Back-up Rings / Guide Rings</b>					
Profile	Type	Standard Material	Pressure (bar)	Temperature (°C)	Sliding Speed (m/sec)
	BUR08	PU POM PTFE	-	-30 to 105 -60 to 100 -200 to 260	-
	BUR09	PU POM PTFE	-	-30 to 105 -60 to 100 -200 to 260	-
	BUR10	PU POM PTFE	-	-30 to 105 -60 to 100 -200 to 260	-

Back-up Rings / Guide Rings					
Profile	Type	Standard Material	Pressure (bar)	Temperature (°C)	Sliding Speed (m/sec)
	BUR11	PU POM PTFE	-	-30 to 105 -60 to 100 -200 to 260	-
	BUR12	PU POM PTFE	-	-30 to 105 -60 to 100 -200 to 260	-
	BUR13	PU POM PTFE	-	-30 to 105 -60 to 100 -200 to 260	-
	BWR01	POM PGM	-	-60 to 100 -200 to 260	4
	BWR01A	POM PGM	-	-60 to 100 -200 to 260	4
	BWR01C	POM PGM	-	-60 to 100 -200 to 260	4
	BWR03	POM PGM	-	-60 to 100 -200 to 260	4
	BWR04	POM PGM	-	-60 to 100 -200 to 260	4
	BWR05	POM PGM	-	-60 to 100 -200 to 260	4
	BWR06	POM PGM	-	-60 to 100 -200 to 260	4
	BWR07	POM PGM	-	-60 to 100 -200 to 260	4
	BWR08	POM PGM	-	-60 to 100 -200 to 260	4

Mining Seals					
Profile	Type	Standard Material	Pressure (bar)	Temperature (°C)	Sliding Speed (m/sec)
	BWR01 P PS	POM PTFE	-	-60 to 100 -200 to 260	4
	BWR01 P RS	POM PTFE	-	-60 to 100 -200 to 260	4
	P50	PU/POM	dyn. 400 stat. 1500	-30 to 100	dyn. 0.5 stat. 0.2
	P50A	PU/POM	dyn. 400 stat. 1500	-30 to 100	dyn. 0.5 stat. 0.2









Mining Seals					
Profile	Type	Standard Material	Pressure (bar)	Temperature (°C)	Sliding Speed (m/sec)
	P51	PU/NBR/POM	dyn. 400 stat. 1500	-25 to 100	dyn. 0.5 stat. 0.2
	P51A	PU/NBR/POM	dyn. 400 stat. 1500	-25 to 100	dyn. 0.5 stat. 0.2
	P51G	PU/NBR/POM	dyn. 400 stat. 1500	-25 to 100	dyn. 0.5 stat. 0.2
	P52	PU/POM	dyn. 700 stat. 1500	-30 to 100	dyn. 0.5 stat. 0.2
	P53	PU/NBR/POM	dyn. 700 stat. 1500	-25 to 100	dyn. 0.5 stat. 0.2
	P54	PU/NBR/POM	400	-25 to 100	0.5
	P54A	PU/NBR/POM	400	-25 to 100	0.5
	P58	PU	400	-30 to 100	0.3
	R50	PU/NBR/POM	700	-25 to 100	0.5
	R50A	PU/POM	700	-25 to 100	0.5
	R51	PU/NBR	400	-25 to 100	0.5
	R52	PU/POM	700	-30 to 100	0.5
	R53	PU	400	-30 to 100	0.5
	W50	PU	-	-30 to 105	2
	W51	PU	-	-30 to 100	2
	W53	PU/POM	-	-30 to 100	2
	W54	PU	-	-30 to 100	2

## Special Seals and Constructional Parts

Besides the standard profiles mentioned above, we also provide special profiles and machined parts according to customer drawings or geometries which are especially developed by Seal Concept GmbH according to the corresponding requirements.

## Installation Tools

			
PTFE Seal Stretcher	Miter Cutter	Seal Digger	Seal Twisters Set
			
O-Ring Gauge	O-Ring Cone	Seal Hook Set	Seal Clasper

The Seal Concept seal installation tools help to simplify the assembly and disassembly of various types of seals and sealing materials. Even difficult installations can be carried out fast and easy with the help of the right installation tools.

Above mentioned data are non-binding reference values, which may be exceeded or underrun. The liability in a precise case of operation is excluded. We will be glad to advise you for special applications.

Please note our general terms and conditions under: [www.sealconcept.com/en/GTC](http://www.sealconcept.com/en/GTC) (General Terms of Sale and Supply). We take these as a basis for our consignments. Subject to errors and misprints.

# SEALS MATERIAL HORNBOOK

## Seal Concept - Material Hornbook - CNC-fabricated Seals

### Sealing Materials/Semi-finished Products

With this material hornbook we want to provide our customers with a means to recognize and evaluate themselves the sealing materials we use at delivery or project preparation and how we designate them. We consider this to be necessary as we prepare our sealing concepts on the basis of information provided or gathered, but it is up to our customers to check this proposed solution according to their actual conditions of use.

### Material Structure and Material Designation of the Sealing Materials

Within the scope of our quality management and the ERP update "NAV2015", Seal Concept GmbH has changed its practice and is now structuring the materials used for its sealing concepts consistently across all divisions and using a standard designation. This is intended to enhance the transparency of internal and external interfaces and thus give all parties involved the possibility to assess and evaluate their special basic conditions and tasks. Seal Concept GmbH mainly uses two material groups for the fabrication of its seals, elastomers and thermoplastic polymers, that are to ensure the desired properties of the sealing application. The acronyms of the materials assigned here are normalized in DIN EN ISO 1629 for elastomers and DIN EN ISO 1043-1 for plastics, and thus internationally known and accepted. Therefore, the designation of our materials is mainly based on these normalized acronyms and, to ensure unambiguity, on the running identification number of the material in the internal materials database of Seal Concept GmbH.

Example:        [NBR119](#)






Raw material	Nitrile-butadiene rubber
Acronym DIN EN ISO 1629	NBR
SC database ID	<a href="#">119</a>

At the same time, the [SC database ID](#) is the direct and unambiguous assignment to all external documents of Seal Concept GmbH relating to the material, like material datasheets or declarations of conformity. It is printed separately in these documents.

The internal material designation valid to date will be cancelled and replaced by the new designations. In the following material tables, the "old" designations will be mentioned once more face to face to facilitate the assignment.

### Material Overviews of Sealing Materials

#### Elastomers

DIN Short	ID Number	Material Desig.	Color	Hardness	Temperature [°C]	Approvals
EPDM	112	EPDM		85 ShA	-50...130	RoHS
	113	EPDM/W/FDA		85 ShA	-50...100	FDA, EU, 3AS
	422	EPDMD		85 ShA	-45...130	RoHS
	691	EPDMDB		81 ShA	-30...130	FDA, EU
	706	EPDM/FDA		85 ShA	-40...130	FDA, EU



DIN Short	ID Number	Material Desig.	Color	Hardness	Temperature [°C]	Approvals
FPM	114	AFL		85 ShA	-15...210	RoHS

DIN Short	ID Number	Material Desig.	Color	Hardness	Temperature [°C]	Approvals
FKM	115	FPM		85 ShA	-20...210	RoHS
	116	FPM/S		85 ShA	-25...210	RoHS
	117	FPM/FDA		85 ShA	-25...210	FDA, EU, 3AS
	687	FPM/ED		86 ShA	-30...210	NORSOK
	689	FPM/B/FDA		80 ShA	-17...200	FDA, EU

DIN Short	ID Number	Material Desig.	Color	Hardness	Temperature [°C]	Approvals
HNBR	118	HNBR		83 ShA	-25...150	RoHS
	552	HNBR90		90 ShA	-20...150	FDA
	557	HNBR/ED		87 ShA	-15...150	NORSOK

DIN Short	ID Number	Material Desig.	Color	Hardness	Temperature [°C]	Approvals
NBR	119	NBR/FDA		85 ShA	-22...100	FDA, EU, 3AS
	120	NBR		85 ShA	-25...100	RoHS
	121	NBR95		95 ShA	-25...100	RoHS
	285	NBR-T		80 ShA	-50...110	
	411	NBRD		85 ShA	-30...110	
	571	NBR73		75 ShA	-30...90	
	754	NBR/B/FDA		80 ShA	-30...100	FDA, EU

DIN Short	ID Number	Material Desig.	Color	Hardness	Temperature [°C]	Approvals
VMQ	138	SIL		85 ShA	-55...210	FDA, EU
	139	SILBL		85 ShA	-55...180	FDA, EU
	597	SILTR		85 ShA	-60...200	FDA, EU, BfR
	692	SILW		85 ShA	-60...200	FDA

DIN Short	ID Number	Material Desig.	Color	Hardness	Temperature [°C]	Approvals
HPU	111	HPU72D		70 ShD	-20...110	
	132	HPUG		95 ShA	-30...105	FDA, EU, 3AS
	364	HPUD		95 ShA	-20...115	FDA, EU
	498	HPU58E		58 ShD	-70...130	
	480	PUSLD		96 ShA	-20...110	
	555	HPUTD		96 ShA	-55...110	
	580	HPU		95 ShA	-30...125	FDA, EU, 3AS
	583	HPUT		95 ShA	-50...105	FDA, EU, 3AS
	585	PUMOS2		95 ShA	-30...125	
	586	PUH		57 ShD	-30...125	FDA, EU, 3AS
	587	PUHMOS2		57 ShD	-30...125	
	606	HPU72E		72 ShD	-30...130	
	684	HPUV		95 ShA	-30...115	FDA, EU, 3AS
	HPU	690	HPUDB		95 ShA	-20...115
693		HPUDN		95 ShA	-20...115	FDA, EU
RSP	351	RSP		95 ShA	-50...120	

DIN Short	ID Number	Material Desig.	Color	Hardness	Temperature [°C]	Approvals
PA6	122	TI		165 MPa	-30...100	FDA, RoHS
PA12	283	LAUB		76 ShD	-40...120	RoHS
	607	PA12		100 MPa	-40...120	RoHS
	694	LAUF		76 ShD	-40...120	EU, RoHS

DIN Short	ID Number	Material Desig.	Color	Hardness	Temperature [°C]	Approvals
PEEK	245	PEEK		190 MPa	-50...250	FDA, EU
	609	PEEK		90 ShD	-40...260	FDA, RoHS

DIN Short	ID Number	Material Desig.	Color	Hardness	Temperature [°C]	Approvals
POM	127	POM		140 MPa	-50...100	FDA, EU, RoHS
	610	POMS		81 ShD	-50...100	RoHS


DIN Short	ID Number	Material Desig.	Color		Hardness	Temperature [°C]	Approvals
PVDF	176	PVDF			95 MPa	-30...150	EU

DIN Short	ID Number	Material Desig.	Color		Hardness	Temperature [°C]	Approvals
PE-UHMW	368	PEUHMW368			61 ShD	-265...80 (100)	FDA, EU
	608	PE1000G			63 ShD	-250...80	FDA, RoHS
	681	PEUHMW681			61 ShD	-250...80	FDA

## Material Overviews of Sealing Materials Plastics

DIN Short	ID Number	Material Desig.	Color		Hardness	Temperature [°C]	Approvals
PTFE	128	P			60...65 ShD	-200...260	FDA, EU, RoHS
PB	123	PB			62...67 ShD	-200...260	RoHS
	48	PB60			34 MPa	-200...260	
	570	PB46			63 ShD	-200...260	

DIN Short	ID Number	Material Desig.	Color		Hardness	Temperature [°C]	Approvals
PEKO	56	PEK			29 MPa	-200...260	FDA, EU
PG	46	PG			34 MPa	-200...260	FDA, EU
	125	PGM			55...60 ShD	-200...260	RoHS
	568	PGD			60 ShD	-200...260	FDA, EU, 3AS, USP
PK	126	PK			62...67 ShD	-200...260	RoHS
	393	PKE			67 ShD	-200...260	
	670	PKE25			41 MPa	-200...260	
	671	PKE15			34 MPa	-200...260	
PKF	282	PKF15			37 H	-150...250	



DIN Short	ID Number	Material Desig.	Color	Hardness	Temperature [°C]	Approvals
PM	322	PT/FDA		28 H	-200...260	FDA, EU
	574	TFM/M2		32 H	-200...260	
	575	P/PEEK		32 H	-200...260	FDA, EU, 3AS
	576	TFM/M1		31 H	-200...230	FDA
	590	TFM/M3		37 H	-200...260	
	613	TFM/M4			32 H	-200...230

DIN Short	ID Number	Material Desig.	Color	Hardness	Temperature [°C]	Approvals
PF	18	PF		220 MPa		
	676	KRÜTEX100		130 MPa	...120	

DIN Short	ID Number	Material Desig.	Color	Hardness	Temperature [°C]	Approvals
EP	109	FHM		218 MPa	...130	
	668	KRÜTEX200		150 MPa	...130	

Blue marked supplementary designations are internal specifications of Seal Concept GmbH for the standard acronyms.

RPS = Branding "Red Super Polymer"

PA6 = Polyamide with 6 carbon atoms in the basic molecule

PA12 = Polyamide with 12 carbon atoms in the basic molecule

PB = PTFE modified with bronze additive

PEKO = PTFE modified with ekonol additive

PEKO = PTFE modified with glass/glass fiber additive

PK = PTFE modified with graphite additive

PKF = PTFE modified with graphite fiber additive

PM = PTFE modified with other specific additives

PF = Phenolic resin fabric

EP = Epoxy resin fabric

## General Material Information on Elastomers

Acronym according to DIN 1629 / DIN 1043-1	Chemical designation	Properties (extract)
EPDM	Ethylene propylene diene rubber	<ul style="list-style-type: none"> <li>• good resistance to ozone and aging</li> <li>• high elasticity</li> <li>• high resistance to hot water and vapor</li> <li>• good resistance to cold and chemicals</li> <li>• not resistant to mineral oils</li> </ul>

Acronym according to DIN 1629 / DIN 1043-1	Chemical designation	Properties (extract)
FEPM	Tetrafluoroethylene propylene rubber	<ul style="list-style-type: none"> <li>• very good chemical resistance</li> <li>• very good high-temperature properties</li> </ul>
FKM	Fluororubber	<ul style="list-style-type: none"> <li>• very good resistance to oil and chemicals</li> <li>• wide range of application</li> <li>• low gas permeability</li> <li>• usable in high temperatures</li> </ul>
HNBR	Hydrogenated nitrile-butadiene rubber	<ul style="list-style-type: none"> <li>• very good mechanical properties</li> <li>• high resistance to wear</li> <li>• good ozone and weather resistance</li> <li>• good resistance to mineral oils, hot water and refrigerants</li> </ul>
NBR	Nitrile-butadiene rubber	<ul style="list-style-type: none"> <li>• good mechanical properties</li> <li>• resistant to mineral oils and greases, without flavoring or chlorine additives</li> <li>• restricted ozone and light resistance</li> </ul>
VMQ	Vinyl methyl polysiloxane rubber	<ul style="list-style-type: none"> <li>• good behavior at high and low temperatures</li> <li>• average mechanical properties</li> <li>• good ozone and weather resistance</li> <li>• very good elasticity</li> <li>• not resistant to mineral oils</li> </ul>

## Shelf Life of Sealing Materials

### Definition of the maximum storage period of products as a function of their material composition

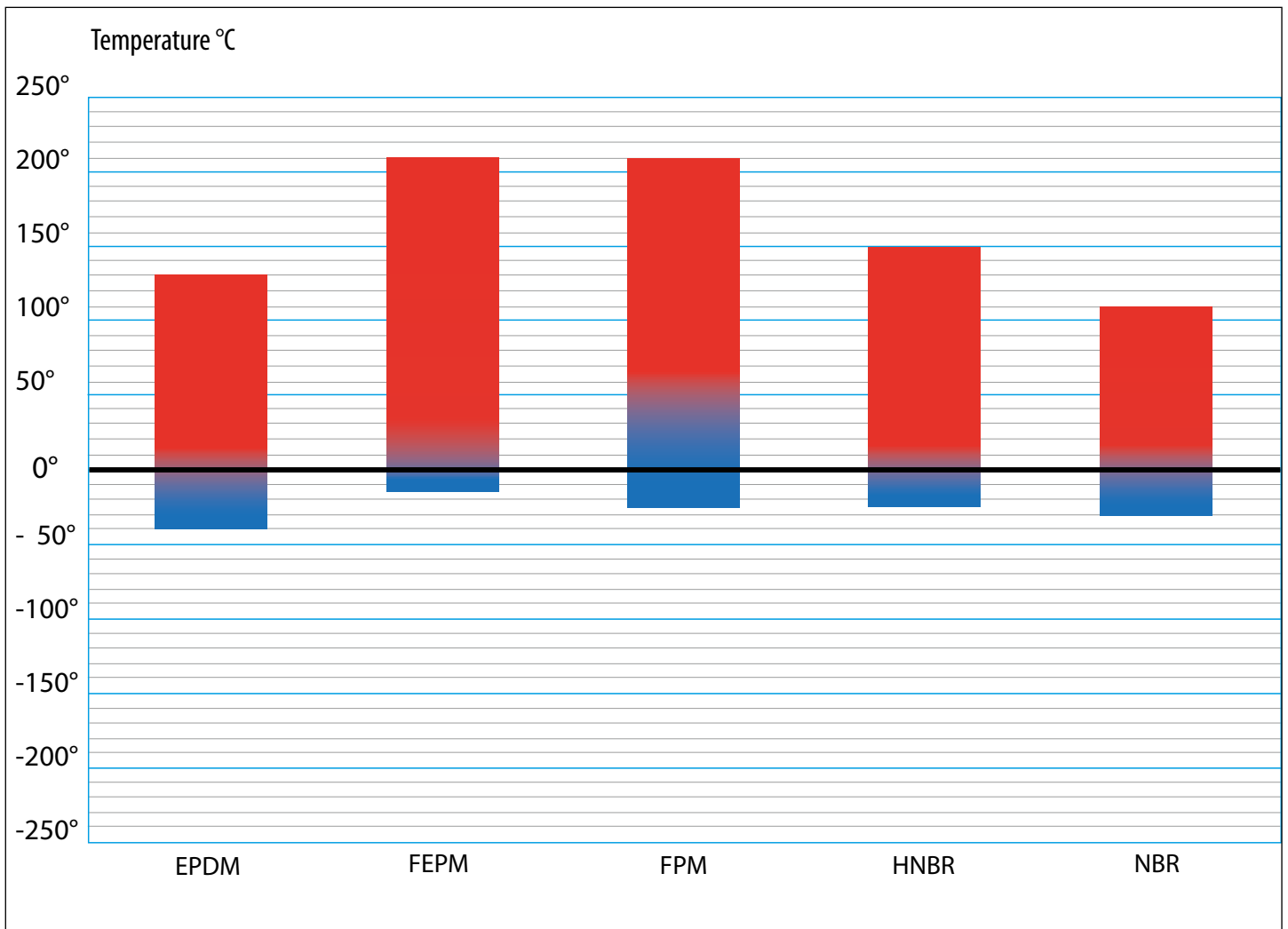
The main materials used in the products of Seal Concept are subject to a natural aging process under storage conditions with regard to the quality of their resistance, i.e. the state in which they are to ensure their technical properties guaranteed by the manufacturer. The consequence of this is that the properties can no longer be guaranteed by Seal Concept after a certain period. However, in order to guarantee these material parameters to our customers beyond the legally guaranteed warranty period, the company establishes the following summarized maximum storage periods of the articles with regard to their material composition . In this connection, the material service life customary in business is assumed and that

- if not stated precisely by the manufacturer or the supplier, the actual date of manufacturing of the article is no longer than 1 year from the storage date at Seal Concept. This is set by the suppliers in the specific supplier agreements.
- the articles were stored by Seal Concept GmbH under optimum storage conditions (cool, dry, dust-free, moderately ventilated, no direct sunlight and metal contact, stress-free, temperature +12...+25°C - briefly over that, relative humidity 65%).

Maximum storage period of products as a function of their material composition

Acronym	Storage period of finished parts	Storage period of semi-finished products/raw material
NBR, PF	7 years	5 years
PU, PUR	7 years	8-12 years
H-NBR	7 years	8 years
FKM, FFKM, VMQ, POM, PA, EP	10 years	10 years
EPDM	10 years	8 years
PTFE, PEEK	12 years	12 years

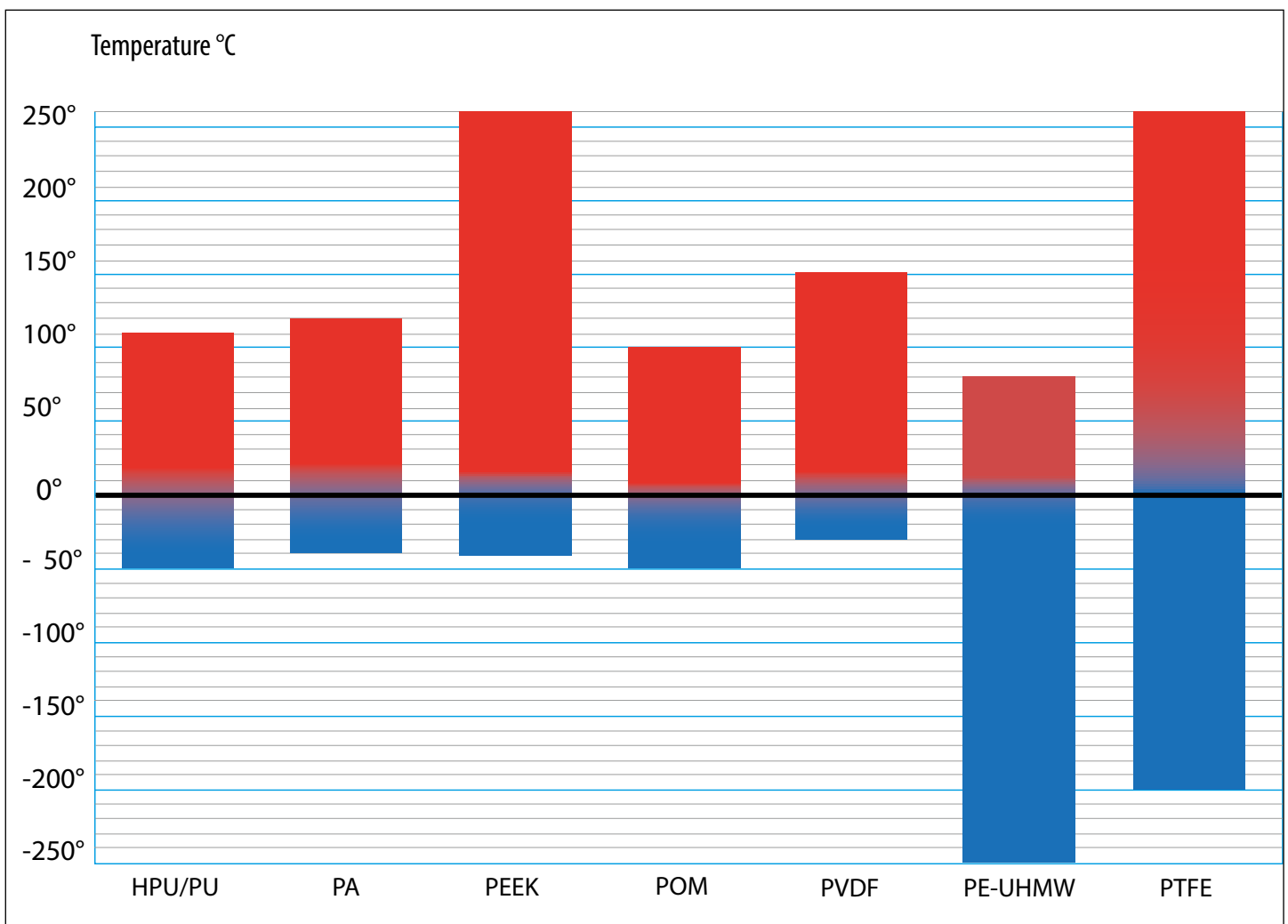
The actual storage period of the articles is established once a year at the end of the business year by a monitoring run of the inventory management system. Articles that have exceeded the specified storage period will be scrapped.



### General Material Information on Plastics

Acronym according to DIN 1629 / DIN 1043-1	Chemical designation	Properties (extract)
HPU	Hydrolysis-resistant polyurethane	<ul style="list-style-type: none"> <li>• good abrasion resistance</li> <li>• high extrusion resistance</li> <li>• good media resistance (mineral oils, greases)</li> <li>• good resistance to ozone and aging</li> </ul>
PU	Polyurethane	
PA	Polyamide	<ul style="list-style-type: none"> <li>• high mechanical resistance</li> <li>• high resistance to wear</li> <li>• high dimensional stability</li> <li>• high buffering capacity</li> </ul>
PEEK	Polyetheretherketone	<ul style="list-style-type: none"> <li>• very good mechanical properties</li> <li>• high resistance to deformation under heat</li> <li>• high resistance to hydrolysis</li> <li>• high resistance to chemicals</li> </ul>
POM	Polyacetal (polyoxymethylene)	<ul style="list-style-type: none"> <li>• high toughness, even at low temperatures</li> <li>• dimensional stability at good elasticity</li> <li>• low water absorption</li> <li>• favorable sliding/wear behavior</li> </ul>

Acronym according to DIN 1629 / DIN 1043-1	Chemical designation	Properties (extract)
PVDF	Polyvinylidenefluoride	<ul style="list-style-type: none"> <li>• good behavior at high and low temperatures</li> <li>• average mechanical properties</li> <li>• good ozone and weather resistance</li> <li>• very good elasticity</li> </ul>
PE-UHMW	Ultra-high molecular weight polyethylene	<ul style="list-style-type: none"> <li>• very favorable frictional behavior</li> <li>• high resistance to wear</li> <li>• very low water absorption</li> </ul>
PTFE	Polytetrafluor ethylene	<ul style="list-style-type: none"> <li>• very good chemical resistance</li> <li>• low coefficient of friction</li> <li>• adaptable with additives</li> <li>• usable in high temperatures</li> </ul>



### Overall material overview in ascending ID number order

DIN Short	ID Number	"old name"	Color	Basis
PF	18	PF		Plastic
PG	46	PG		Plastic
PB	48	PB60		Plastic
PEKO	56	PEK		Plastic
UP	109	UP		Plastic
HPU	111	HPU72D		Plastic
EPDM	112	EPDM		Elastomer
EPDM	113	EPDM/W/FDA		Elastomer
FFKM	114	AFL		Elastomer
FKM	115	FPM		Elastomer
FKM	116	FPM/S		Elastomer
FKM	117	FPM/FDA		Elastomer
HNBR	118	HNBR		Elastomer
NBR	119	NBR/FDA		Elastomer
NBR	120	NBR		Elastomer
NBR	121	NBR95		Elastomer
PA6	122	TI		Plastic
PB	123	PB		Plastic
PG	125	PGM		Plastic
PK	126	PK		Plastic
POM	127	POM		Plastic
PTFE	128	P		Plastic
HPU	132	HPUG		Plastic
VMQ	138	SIL		Elastomer
VMQ	139	SILBL		Elastomer
PVDF	176	PVDF		Plastic
PKF	282	PKF15		Plastic
PEEK	245	PEEK		Plastic



DIN Short	ID Number	"old name"	Color	Basis
PA12	283	LAUB		Plastic
NBR	285	NBR-T		Elastomer
PM	322	PT/FDA		Plastic
RSP	351	RSP		Plastic
HPU	364	HPUD		Plastic
UHMW	368	PE1000		Plastic
PA12	378	LAUF		Plastic
PK	393	PKE		Plastic
NBR	411	NBRD		Elastomer
EPDM	422	EPDMD		Elastomer
PU	480	PUSLD		Plastic
HPU	498	HPU58E		Plastic
HNBR	552	HNBR90D		Elastomer
HPU	555	HPUTD		Plastic
HNBR	557	HNBR/ED		Elastomer
PG	567	PGD		Plastic
PB	570	PB46		Plastic
NBR	571	NBR73		Elastomer
PM	574	TFM/M2		Plastic
PM	575	P/PEEK		Plastic
PM	576	TFM/M1		Plastic
HPU	580	HPU		Plastic
HPU	583	HPUT		Plastic
PU	585	PUMOS2		Plastic
HPU	586	PUH		Plastic
HPU	587	PUHMOS2		Plastic
PM	590	TFM/M3		Plastic
VMQ	597	SILTR		Elastomer
HPU	606	HPU72E		Plastic

DIN Short	ID Number	"old name"	Color	Basis
PA12	607	PA12		Plastic
PE-UHMW	608	PE1000G		Plastic
PEEK	609	PEEK		Plastic
POM	610	POMS		Plastic
PM	613	TFM/M4		Plastic
PK	670	PKE25		Plastic
PF	668	KRÜTEX200		Plastic
PF	676	KRÜTEX100		Plastic
PK	671	PKE15		Plastic
PE-UHMW	681	PE1000S		Plastic
HPU	684	HPUV		Plastic
FKM	687	FPM/ED		Elastomer
FKM	689	FPM/B/FDA		Elastomer
HPU	690	HPUDB		Plastic
EPDM	691	EPDMDB		Elastomer
VMQ	692	SILW		Elastomer
HPU	693	HPUDN		Plastic
PA12	694	LAUF		Plastic
EPDM	706	EPDM/FDA		Elastomer



## A Choice of Our Food-safe Materials:



Description	Material Designation	Color	Datasheet no.	Hardness at 23 °C	°C Service temperature	GMP EU 2023/2006	FDA conformity	VO (EU) 1935/2004	VO (EU) 10/2011	BSE/TSE-free	BFR Recommendation	3A Sanitary	USP Class VI
HPU	HPU580	red	580	95±2 ShA	-30 to 125 °C	x	x	x	x	x		x	
HPUD	HPU364	red	364	95±2 ShA	-20 to 115 °C	x	x	x	x	x		x	
HPUG	HPU132	green	132	95±2 ShA	-30 to 105 °C	x	x	x	x	x		x	
HPUV	HPU684	violet	684	95±2 ShA	-30 to 115 °C	x	x	x	x	x		x	
HPUT	HPU583	blue	583	95±2 ShA	-50 to 105 °C	x	x	x	x	x		x	
HPUDB	HPU690	blue	690	95±2 ShA	-20 to 115 °C	x	x	x	x	x			
HPUND	HPU693	nature	693	95±2 ShA	-20 to 115 °C	x	x	x	x	x			
PUH	HPU586	blue	586	57±3 ShD	-30 to 125 °C	x	x	x	x	x		x	
NBR/FDA	NBR119	white	119	85±5 ShA	-22 to 100 °C	x	x	x		x		x	
NBR/B/FDA	NBR754	blue	754	80±5 ShA	-30 to 100 °C	x	x	x		x			
HNBR90	HNBR552	black	552	90±5 ShA	-20 to 150 °C		x			x		x	
EPDM/W/FDA	EPDM113	white	113	85±5 ShA	-50 to 100 °C	x	x	x		x		x	
EPDM/FDA	EPDM706	black	706	85±5 ShA	-45 to 130 °C	x	x	x		x		x	
EPDM/B/FDA	EPDM691	blue	691	81±5 ShA	-30 to 130 °C	x	x	x		x			
FPM/FDA/brown	FKM117	brown	117	85±5 ShA	-25 to 210 °C	x	x	x		x		x	
FPM/B/FDA	FKM689	blue	689	80±5 ShA	-17 to 200 °C	x	x	x		x			
SIL	VMQ138	red	138	85±5 ShA	-55 to 210 °C	x	x	x		x			
SILB	VMQ139	blue	139	85±5 ShA	-55 to 180 °C	x	x	x		x			
SILW	VMQ692	white	692	85±5 ShA	-60 to 200 °C		x			x			
SILTR	VMQ597	transp	597	85±5 ShA	-60 to 200 °C	x	x	x		x	x		
PTFE Virginal	PTFE128	white	128	60-65 Sh D	-200 to 260 °C	x	x	x		x			
PTFE 25% Glas	PG046	gray	46	34 Mpa	-200 to 260 °C	x	x	x	x	x			

### A Choice of Our Food-safe Materials:

Description	Material Designation	Color	Datasheet no.	Hardness at 23°C	°C Service temperature	GMP EU 2023/2006	FDA conformity	VO (EU) 1935/2004	VO (EU) 10/2011	BSE/TSE-free	BfR Recommendation	3A Sanitary	USP Class VI
PTFE 25% Glas	PG568	light gray	568	60±3 ShD	-200 to 260 °C		x		x	x		x	x
PTFE turquoise	PT322	turquoise	322	28 Mpa	-200 to 260 °C	x	x	x	x	x			
PTFE+PEEK	PM575	beige	575	32 Mpa	-200 to 260 °C	x	x	x	x	x		x	
PTFE+Ekonol	PM056	beige	56	29 Mpa	-200 to 260 °C	x	x	x	x	x			
TFM/M1	PM576	brown	576	31 Mpa	-200 to 230 °C	x	x			x			
TFM/M4	PM613	brown	613	32 Mpa	-200 to 230 °C	x	x	x	x	x			
Polyamid	PA122	white	122	165 Mpa	-30 to 100 °C		x						
POM	POM127	white	127	140 Mpa	-50 to 100 °C	x	x	x					
PEEK	PEEK245	gray	245	190 Mpa	-50 to 250 °C	x	x	x					
PVDF	PVDF176	beige	176	95 Mpa	-30 to 150 °C	x		x	x				
PE-UHMW	PE-UHMW681	black	681	61 ShD	-250 to 80 °C		x						
PE-UHMW	PE-UHMW368	white	368	61 ShD	-250 to 80 °C		x	x	x	x			
PA12G	PA694	beige	694	76 ShD	-40 to 120 °C	x		x	x	x			


### Our detectable material

Description	Material Designation	Color	Datasheet no.	Hardness at 23°C	°C Service temperature	GMP EU 2023/2006	FDA conformity	VO (EU) 1935/2004	VO (EU) 10/2011	BSE/TSE-free	BfR Recommendation	3A Sanitary	USP Class VI	Detectable
HPU/B/MDx	HPU776	blue	776	93±2 ShA	-40 to 90 °C	x	x	x	x	x				x
EPDM/B/MDx	EPDM775	blue	775	81±5 Sh	-30 to 130 °C	x	x	x		x		x		x
FPM/B/MDx	FKM777	blue	777	80±5 Sh	-17 to 200 °C	x	x	x		x		x		x
POM/B/MD	POM792	blue	792	155 Mpa	-30 bis 105 °C	x	x	x	x					x
PEEK/B/MD	PEEK790	blue	790	190 Mpa	-50 bis 250 °C	x	x	x	x					x
PE/B/MD	PE791	blue	791	62 ShD	-150 bis 80°C	x	x	x	x					x



Blue color as visual detection because this dye in natural foods and the nature rare occurs

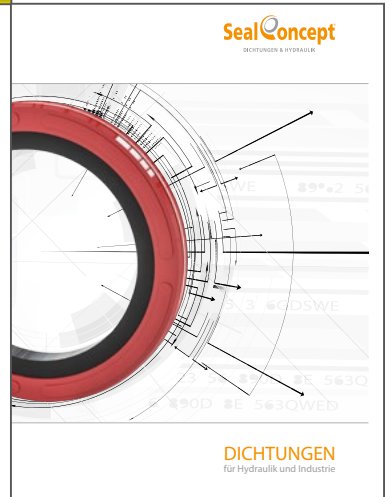




## Special Solutions and 24 Hours Service

"As a problem solver in the sealing sector we are taking matters in our own hands and "machine" your suitable solution."

- Individual fabrication of special seals up to 720 mm. Up to 2,000 mm upon request.
- State of the art CNC machinery park and work in 2 shifts guarantee a top service
- Longer service life and load capacity (up to 700 bars) through special geometries and materials
- Development, planning, design and fabrication of special seals
- We are also fabricating special seals for the food and pharma industry, filling plants, motor sports, research and much more. We are using e.g. sealing materials with FDA conformity, Red Super Polymer, ...
- Webshop for Sealing - [www.sealconcept.com/en/shop](http://www.sealconcept.com/en/shop)



THE PRINTED EDITION ONLY IN GERMAN AVAILABLE



THE PRINTED EDITION ONLY IN GERMAN AVAILABLE



THE PRINTED EDITION ONLY IN GERMAN AVAILABLE



THE PRINTED EDITION ONLY IN GERMAN AVAILABLE



THE PRINTED EDITION ONLY IN GERMAN AVAILABLE




THE PRINTED EDITION ONLY IN GERMAN AVAILABLE



THE PRINTED EDITION ONLY IN GERMAN AVAILABLE

# NOTES

A large grid of graph paper for taking notes, consisting of 20 columns and 30 rows of small squares.



**For your information:**

We reserve changes resulting in technical enhancements and further development. Reprinting this brochure, even in extracts, requires our express permission. Our general terms and conditions are applicable. Subject to technical changes and misprints. © 2020 Seal Concept GmbH. All rights reserved. GTC under at [www.sealconcept.com/en/GTC](http://www.sealconcept.com/en/GTC)

As of: 2020/10/15/ 0 pcs - This edition supersedes all prior documents.

# Seal Concept®

DICHTUNGEN & HYDRAULIK

## Seal Concept GmbH

Hans-Sachs-Straße 2  
86399 Bobingen  
Deutschland

### Sales department:

Phone.: +49(0) 8234 9671 -21--28,-31,-34,-30,-46

Fax: +49 (0) 8234 9671-23

### Technical department:

Phone.: +49(0) 8234 9671 -870, -45, -531, -873, -33

Fax: +49 (0) 8234 9671-23

[info@sealconcept.com](mailto:info@sealconcept.com)



[www.sealconcept.com](http://www.sealconcept.com)

